

Nearpod Quick Reference Guide

Nearpod.com


- Sign In - You do not need to create an account. A premium subscription has been created for every PISD teacher!
- Log in with Google

PISD User Guide - <https://www.pisd.edu/Page/15998>

Great help/guidance from Nearpod <https://nearpod.zendesk.com>

How to create a Nearpod lesson

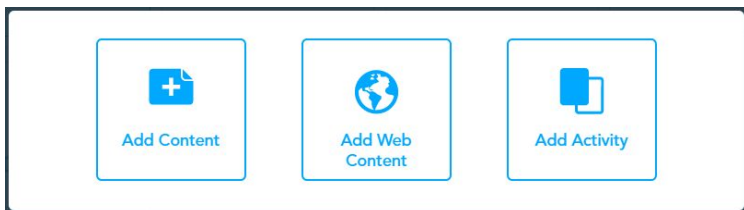
https://www.youtube.com/watch?v=M_sfB_vRXuY



Add Content

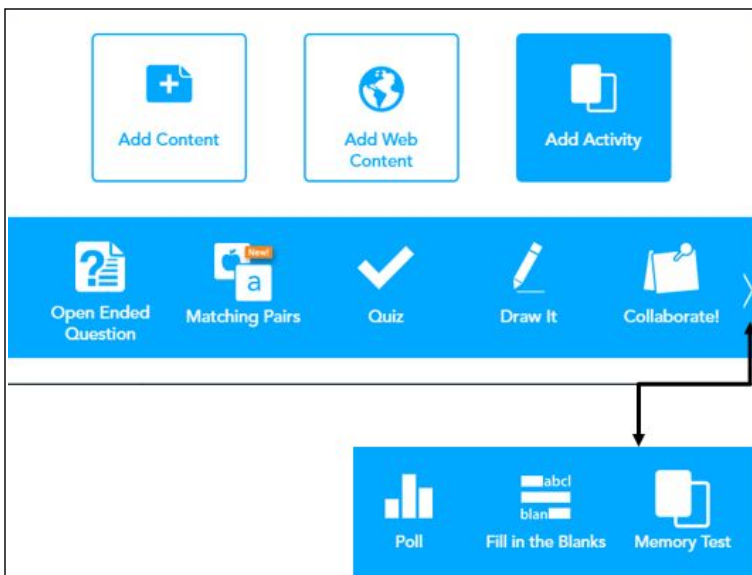
Most useful Content slides for math:

- Slide - like one slide on a PPT
 - does not animate
 - font styles are limited
- Video
- PDF viewer



Add Web Content

- Insert a link to a webpage
- Insert a link to a Google doc
- Insert a link to Desmos/Geogebra



Add Activity

- Open Ended Question
- Matching Pairs
 - Allows you to match pictures and/or images in a matching activity
- Quiz
 - mult choice (you set the # of answers)
 - Can have several questions or just one
- Draw It
 - Students can draw or add text boxes
 - Can insert an image in background
 - Students only see other students' responses if the teacher shares them out
- Collaborate
 - similar to Padlet
 - Students see each other's answers
 - Teacher can approve responses first
- Poll - can choose multiple answers

Ready to launch a lesson with students? Here's how-

<https://nearpod.com/launch-learn-more-vid>

Lesson Codes:

- Live Lesson CODES last for 15 days.
- Student-paced CODES last for 30 days since the last time someone joined the lesson. This means that if someone enters the CODE and join then it will be extended for an extra 30 days from that date. To extend the time frame, enter the code and it will be extended 30 additional days.
- If your CODE expires, hover a lesson and select 'Live Lesson' or 'Student-paced' to generate a new CODE.
- Note that once you edit a lesson, its past CODES become invalid. You will need to launch the lesson after you finish editing it in order to create new, valid CODES.